



PROJECT

SPEC TYPE

NOTES

GENERAL INFORMATION:

The CAPO TWINS SPECIFICATION GRADE - Indirect Beam - With dual control and circuit options offers the ultimate in complete customization while still maintaining a superior value proposition in the marketplace. Every attribute from the canopy color, suspension hardware, electrical cable colors, housing finishes, LED optics, and lighting controls offer complete customization in both standard customization packages as well as complete customization of any size and any color.

OPTICS:

Machined formed and welded satin PMMA diffuser integrated into optimized light chamber design for dot-less uniform lighting.
High transmissivity PMMA (>90%) to maximize light output. Available in 2700K, 3000K, 3500K, 4000K, RGB and RGBW as well as custom request color temperatures with smooth, dot free illumination.

FINISHING:

A complete selection of powder coat finishes in addition to custom powder coat RAL, Faux-Wood finishes as well as one the worlds most complete selection of Galvanic Metal Finishes from Anthracite to 24 Karat Gold Finishes.

HOUSING/BODY:

Patented aluminum extruded and welded 6061-T6 aluminum Dual Ring Design allowing for no visible fasteners from human eyes when installed.
This design allows for sleek and customizable side wall widths with multiple variations from 2.5" to 6" widths with unlimited custom widths.
This patented construction system allows flexible diameter sizes and flexible side wall widths while still maintaining separate light chambers allowing for specified dual illumination packages, dual control packages, as well as dual circuit packages.

VOLTAGE:

110-277V



LIGHTING:


LED



IP RATING:

20

IP20



WWW.BULLARDCOLLECTION.COM

OUTDOOR

TECHNICAL

DECORATIVE



WE WELCOME ALL CUSTOM ORDERS

Contact Us:

sales@gordonbullard.com

www.cerchiolighting.com

1 877-964-4646

PROJECT
SPEC TYPE
NOTES

HOW TO ORDER:

CODE

Example:
P-77-88-I-D24-H3-W3-SS-80CR-27KID-0-10V-D24-WH-AL-BL-RE

P-77-88

1 LIGHT DISTRIBUTION:

-I

-I INDIRECT



2 INSTALLATION TYPE:

-S

-S Suspended

3 CIRCLE DIAMETER:

-D24 24" -D72 72"
-D36 36" -D96 96"
-D48 48" -D120 120"
-CDR*

Custom dimensions on request

4 SIDE PROFILE HEIGHT:


-H2-5 2.5" -H5 5"
-H3 3" -H6 6"
-H3-5 3.5"
-H4 4"
-CS*

Custom dimensions on request

5 WIDTH OF PROFILE:

-W2-5 2.5" -W5 5"
-W3 3" -W6 6"
-W3-5 3.5"
-W4 4"
-CS*

Custom dimensions on request



LED



IP20



WWW.BULLARDCOLLECTION.COM

OUTDOOR

TECHNICAL

DECORATIVE



WE WELCOME ALL CUSTOM ORDERS

Contact Us:

sales@gordonbullard.com

www.cerchiolighting.com

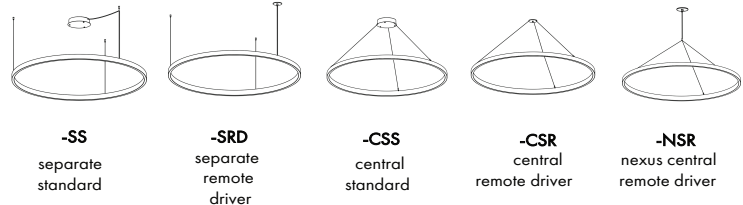
1 877-964-4646

PROJECT
SPEC TYPE
NOTES

HOW TO ORDER:

CODE

6 INSTALLATION AND CANOPY TYPE:



7 LED CRI:

-80CR CRI 80
-90CR CRI 90

8 SPECIFY CCT (INDIRECT):

-27KID 2700K -35KID 3500K
-30KID 3000K -40KID 4000K
-KID-RGB RGB
-NR Not-required

9 DIMMING OPTION:

-ND Non-Dimmable
-0-10 0-10V
-SDC separate dual controls
-CS* custom dimming on request

10 INDIRECT LIGHT EMISSION:

CODE | DIAMETER | LUMENS | WATTS:

-DE24 24" 1,680 lm 24W
-DE36 36" 2,520 lm 36W
-DE48 48" 3,360 lm 48W
-DE72 72" 5,040 lm 72W
-DE96 96" 6,720 lm 96W
-DE120 120" 8,400 lm 120W
-CS* custom lumen packages on request



PROJECT

SPECTYPE

NOTES

HOW TO ORDER:

CODE

11 | FIXTURE FINISH:

POWDER COAT FINISHES

-WH	White Powder Coated
-BK	Black Powder Coated
-BR	Bronze Powder Coated
-CRM	Chrome Powder Coated
-CS*	Custom RAL on request

* E.G. : CS = RAL #3020

FAUX-WOOD PAINTED FINISHES

-W	Light wood
-BW	Brown wood
-DR	Dark wood

GALVANIC METAL FINISHES

 -AL	Aluminum	 -SC	Satin Copper
 -AT	Anthracite	 -CT	Corten
 -NI	Nickel	 -BSG	Brushed Satin Gold
 -NS	Nickel Satin	 -GL	Gold Leaf
 -SL	Silver Leaf	 -G24	Gold 24 Karat
 -CL	Copper Leaf	 -BL	Black
 -OCL	Oxidated Copper Leaf	 -BZ	Bronze

Profile Height: 3,5"

Profile Height: 3,5"

Profile Height: 3,5"



WWW.BULLARDCOLLECTION.COM

OUTDOOR

TECHNICAL

DECORATIVE



WE WELCOME ALL CUSTOM ORDERS

Contact Us:

sales@gordonbullard.com

www.cerchiolighting.com

1 877-964-4646

Due to the dynamic nature of lighting products and the associated technologies, luminaire data on all specification sheets is subject to change at the discretion of Gordon Bullard LLC and associated companies.

©Bullard & Company 2024 All Rights Reserved

Updated 01/19/2024

PROJECT
SPEC TYPE
NOTES

HOW TO ORDER:

CODE

12 CANOPY FINISH:

POWDER COAT FINISHES

-WH	White Powder Coat
-BK	Black Powder Coat
-BR	Bronze Powder Coat
-CRM	Chrome Powder Coat
-CS*	Custom RAL on request

* E.G. : CS = RAL #3020

FAUX-WOOD PAINTED FINISHES

-LW	Light wood
-BW	Brown wood
-DR	Dark wood

GALVANIC METAL FINISHES

-AL	Aluminum	-SC	Satin Copper
-AT	Anthracite	-CT	Corten
-NI	Nickel	-BSG	Brushed Satin Gold
-NS	Nickel Satin	-GL	Gold Leaf
-SL	Silver Leaf	-G24	Gold 24 Karat
-CL	Copper Leaf	-BL	Black
-OCL	Oxidated Copper Leaf	-BZ	Bronze

12 CORD FINISH:

-BL	Black
-WH	White
-TS	Transparent

13 OPTIONAL CONTROL FEATURES:

-RE	Remote Emergency
-OS	Occupancy Sensor
-DS	Daylight Sensor/Light Harvesting



LED



IP20



WWW.BULLARDCOLLECTION.COM

OUTDOOR

TECHNICAL

DECORATIVE



WE WELCOME ALL CUSTOM ORDERS

Contact Us:

sales@gordonbullard.com

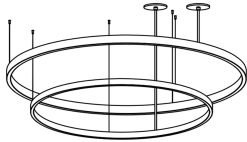
www.cerchiolighting.com

1 877-964-4646

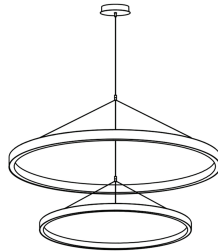
13

CHANDELIER CONFIGURATIONS:

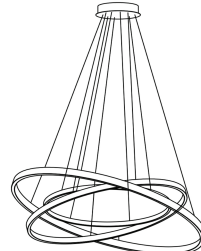
CAPO IN TWINS circles may be ordered as separate circle pendants and/or in cluster configurations of two, three or five fixtures of various sizes, as well as custom clusters. (Consult factory for custom designs.)



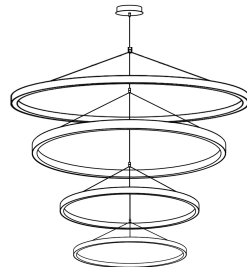
C01.



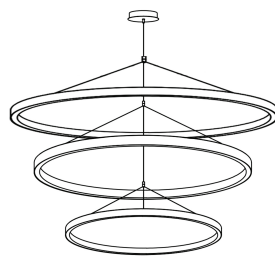
C02.



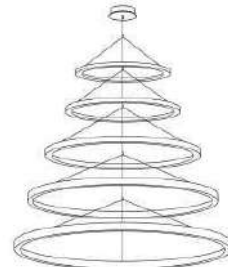
C03.



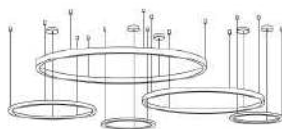
C04.



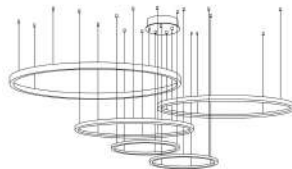
C05.



C06.



C07.



C08.



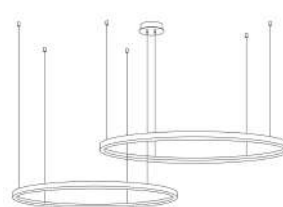
C09.



C10.



C11.



C12.